



District Report Card: 2017


State: Bihar	District: Khagaria
Class: 8	Subject: Mathematics
Schools: 51	Students: 1220


Participation/Coverage


Students

GENDER 	Boys		Girls	
	Number	%	Number	%
	588	48.20	632	51.80

AREA 	Rural		Urban	
	Number	%	Number	%
	1150	94.26	70	5.74

CATEGORY 	SC		ST		OBC		GEN	
	Number	%	Number	%	Number	%	Number	%
	162	13.28	3	0.25	918	75.25	137	11.23

CWSN 	LD	VI	HI	S&LD	ID	Oth
	0	0	15	1	1	4

Management 	Government		Government-aided	
	Number	%	Number	%
	1195	97.95	25	2.05

Average Performance of Students in Mathematics (%)

Overall	Gender		Area		Management		Social Group			
	Male	Female	Rural	Urban	Govt.	Aided	SC	ST	OBC	GEN
44.93	47.28	42.74	44.89	45.62	44.98	42.40	40.04	62.22	45.12	49.05

Performance on Learning Outcomes (LOs)

Learning Outcomes	Description	Average Performance(%)
M601	Solves problems involving large numbers by applying appropriate operations	43.40
M606	Solves problems on daily life situations involving addition and subtraction of fractions / decimals	60.56
M620	Finds out the perimeter and area of rectangular objects in the surroundings like floor of the class room, surfaces of a chalk box etc.	50.66
M621	Arranges given/collected information in the form of table, pictograph and bar graph and interprets them	36.47
M702	Interprets the division and multiplication of fractions	48.03
M705	Solves problems related to daily life situations involving rational numbers	48.85
M706	Uses exponential form of numbers to simplify problems involving multiplication and division of large numbers	38.76
M707	Adds/subtracts algebraic expressions	57.38
M710	Solves problems related to conversion of percentage to fraction and decimal and vice versa	42.83
M717	Finds out approximate area of closed shapes by using unit square grid/graph sheet	39.60
M719	Finds various representative values for simple data from her/his daily life contexts like mean, median and mode	47.92
M721	Interprets data using bar graph	53.42
M801	Generalizes properties of addition, subtraction, multiplication and division of rational numbers through patterns	30.62
M802	Finds rational numbers between two given rational numbers	47.72
M803	Proves divisibility rules of 2, 3, 4, 5, 6, 9 and 11	52.97
M804	Finds squares, cubes, square roots and cube roots of numbers using different methods	52.77
M808	Uses various algebraic identities in solving problems of daily life	39.74
M812	Verifies properties of parallelogram and establishes the relationship between them through reasoning	34.17
M818	Finds surface area and volume of cuboidal and cylindrical object	20.85
M819	Draws and interprets bar charts and pie charts	40.82

Range of Performance of Students who Answered Correctly							
Below 30%		30% - 50%		50% - 75%		Above 75%	
Number	%	Number	%	Number	%	Number	%
342	28.03	360	29.51	411	33.69	107	8.77

Lowest Performing Learning Outcomes (LOs)

- 1 - Finds surface area and volume of cuboidal and cylindrical object (20.85)
- 2 - Generalizes properties of addition, subtraction, multiplication and division of rational numbers through patterns (30.62)
- 3 - Verifies properties of parallelogram and establishes the relationship between them through reasoning (34.17)

- 4 - Arranges given/collected information in the form of table, pictograph and bar graph and interprets them (36.47)
- 5 - Uses exponential form of numbers to simplify problems involving multiplication and division of large numbers (38.76)